

Scaled data based on original data using
LM-79-08 Approved Method: Electrical and Photometric Measurements of Solid-
State Lighting Products

Test Report Prepared for
Cooper Lighting Solutions
(formerly Eaton)

Brand: STREETWORKS

Report Number: P598346

Luminaire Tested: **PMM-SA2B-835-U-5NQ**

Issue Date: 5/27/2021

Test Information

Test Method: LM-79-08
Report Number: P598346
TEST IS SCALED FROM IESNA LM-79-08 TEST DATA (G2-1910-543-5)
Test Lab: INNOVATIONS CENTER
Issue Date: 5/27/2021
Manufacturer: COOPER LIGHTING SOLUTIONS (FORMERLY EATON)
Product Line: STREETWORKS
Catalog Number: PMM-SA2B-835-U-5NQ
Description: MESA POST TOP DECORATIVE LUMINAIRE. (2) LIGHTSQUARES WITH 16 LEDS EACH AND TYPE V NARROW OPTICS.
Light Source: -
Ballast/Driver: ELECTRONIC DRIVER

Summary

Lumens per Lamp: N/A
Luminaire Lumens: 8403 lumens
Efficiency: N/A
Efficacy: 98.9 lumens/watt
Luminous Opening: Rectangular (W 0.5' x L: 1' x H: 0')
IES Classification: Type V - Short
BUG Rating: B3 - U0 - G1

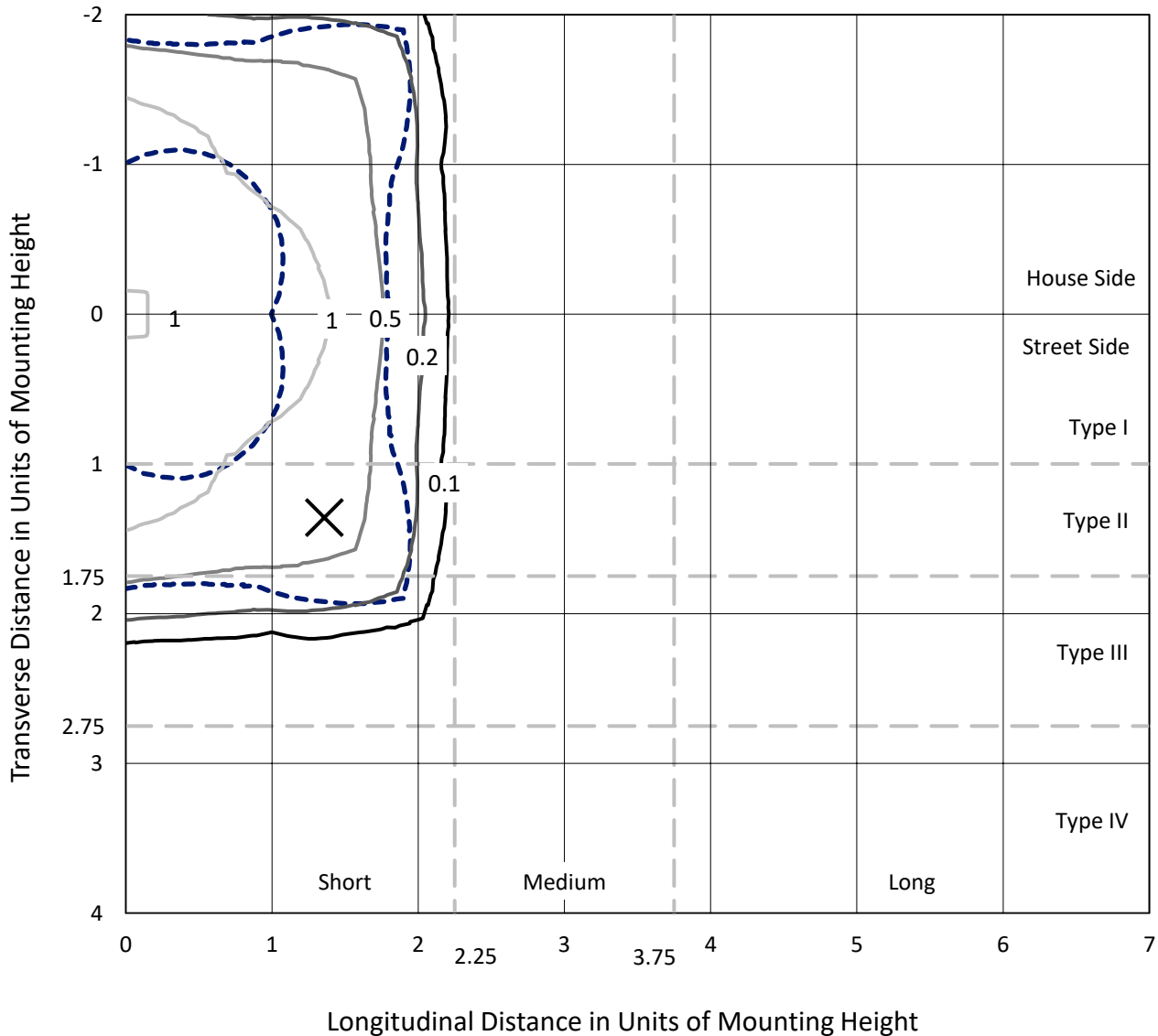
Input Watts (W): 85
Input Voltage (V): NR
Input Current (Ain): NR
Voltage Rise (V): NR
Power Factor: NR
Total Harmonic Distortion (THDi): NR
Frequency (hertz): 60
Stabilization Time: NR
Operation Time: NR
Ambient Temperature (°C): NR
Test Distance: 28.75 FT



REPORT NUMBER: P598346
 CATALOG NUMBER: PMM-SA2B-835-U-5NQ

Iso-Footcandle Lines of Horizontal Illumination

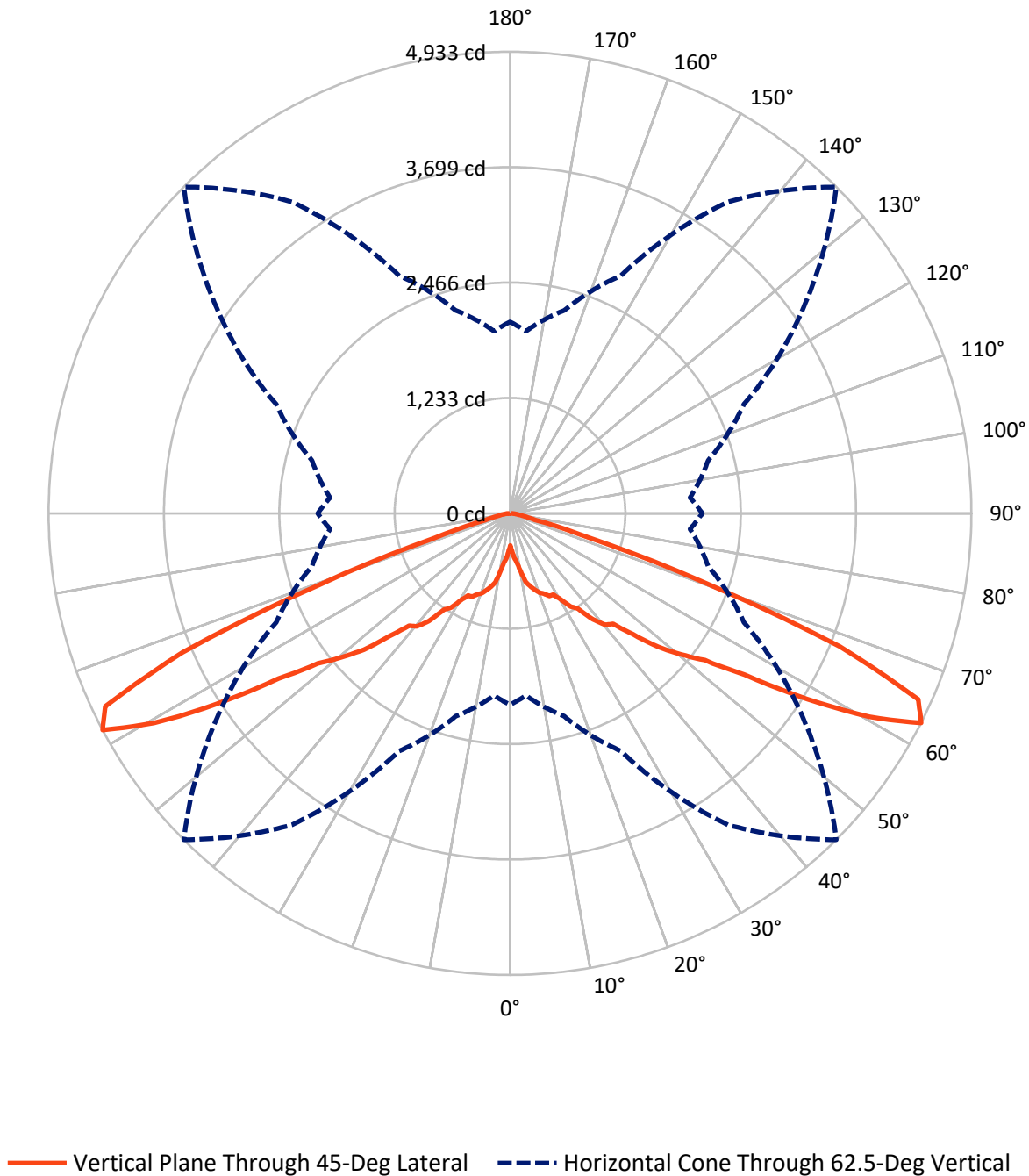
× Max cd
 - - - 1/2 Max cd



Based on 25 foot mounting height. Maximum calculated value = 1.5 fc
 Type V - Short - N/A

REPORT NUMBER: P598346
CATALOG NUMBER: PMM-SA2B-835-U-5NQ

Luminous Intensity Polar Plot



REPORT NUMBER: P598346

CATALOG NUMBER: PMM-SA2B-835-U-5NQ

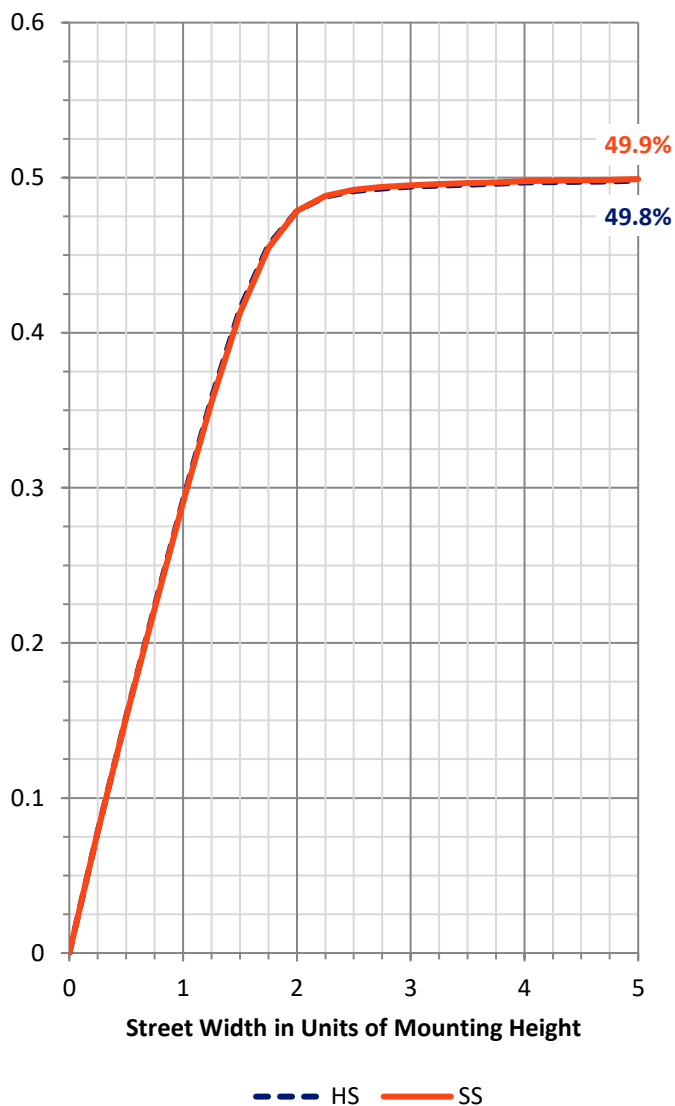
FLUX DISTRIBUTION:

		Downward	Upward	Total
House Side	Lumens	4201.5	0.0	4201.5
	% Fixture	50.0	0.0	50.0
Street Side	Lumens	4201.5	0.0	4201.5
	% Fixture	50.0	0.0	50.0
Total	Lumens	8403.0	0.0	8403.0
	% Fixture	100.0	0.0	100.0

ZONAL LUMENS:

Zone	Lumens	% Fixture
0°-10°	51.8	0.6
10°-20°	228.3	2.7
20°-30°	478.5	5.7
30°-40°	901.6	10.7
40°-50°	1636.4	19.5
50°-60°	2765.0	32.9
60°-70°	2067.0	24.6
70°-80°	231.2	2.8
80°-90°	43.0	0.5
90°-100°	0.0	0.0
100°-110°	0.0	0.0
110°-120°	0.0	0.0
120°-130°	0.0	0.0
130°-140°	0.0	0.0
140°-150°	0.0	0.0
150°-160°	0.0	0.0
160°-170°	0.0	0.0
170°-180°	0.0	0.0
0°-90°	8403.0	100.0
0°-180°	8403.0	100.0

Coefficient of Utilization



REPORT NUMBER: P598346

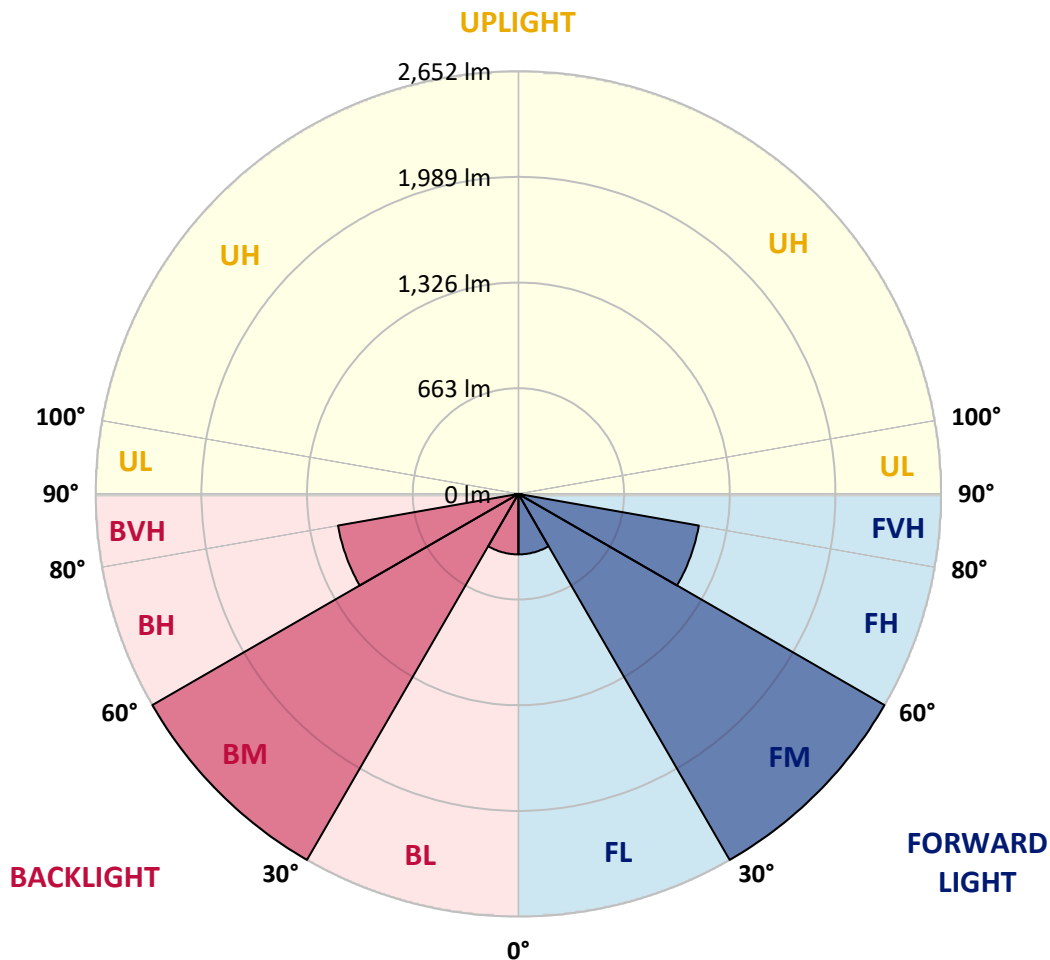
CATALOG NUMBER: PMM-SA2B-835-U-5NQ

LUMINAIRE CLASSIFICATION SYSTEM LUMEN TABLE AND BUG RATING:

Zone	Lumens	% Fixture	Zone Rating/Lumen Limit		
			B	U	G
FL (0°-30°)	379.3	4.5			
FM (30°-60°)	2651.5	31.6			
FH (60°-80°)	1149.1	13.7			G1/1800
FVH (80°-90°)	21.5	0.3			G1/100
BL (0°-30°)	379.3	4.5	B1/500		
BM (30°-60°)	2651.5	31.6	B3/5000		
BH (60°-80°)	1149.1	13.7	B3/2500		G1/1800
BVH (80°-90°)	21.5	0.3			G1/100
UL (90°-100°)	0.0	0.0		U0/0	
UH (100°-180°)	0.0	0.0		U0/0	

BUG Rating: B3-U0-G1

Type V Short





REPORT NUMBER: P598346
 CATALOG NUMBER: PMM-SA2B-835-U-5NQ

CANDELA DISTRIBUTION (FULL):

	0°	5°	15°	25°	35°	45°	55°	65°	75°	85°	90°
0°	343.6	343.6	343.6	343.6	343.6	343.6	343.6	343.6	343.6	343.6	343.6
2.5°	417.8	410.2	383.9	393.1	402.7	401.4	399.0	391.8	385.3	412.3	417.8
5°	532.6	515.5	506.3	498.8	497.1	478.6	503.9	501.2	509.7	524.1	538.1
7.5°	624.2	608.2	583.9	578.8	551.1	530.6	552.5	579.5	588.0	614.3	630.1
10°	657.8	643.7	648.2	625.3	623.9	629.7	624.9	631.1	653.6	650.6	662.2
12.5°	733.0	735.4	721.0	715.2	726.8	752.1	730.6	723.0	717.6	740.8	748.0
15°	803.4	817.4	793.8	790.1	785.3	808.9	785.6	796.9	806.8	811.6	808.9
17.5°	903.2	903.9	877.6	835.5	851.2	858.8	848.5	829.0	875.9	899.5	900.8
20°	968.9	971.2	919.3	853.6	898.1	904.9	899.8	859.1	921.3	960.6	958.9
22.5°	1039.6	1031.4	961.0	913.1	928.9	933.0	922.0	916.9	960.6	1032.1	1021.5
25°	1087.1	1102.2	1032.1	1001.3	988.0	978.4	992.4	995.2	1040.0	1104.9	1069.0
27.5°	1200.6	1174.7	1064.9	1076.5	1048.2	983.6	1045.1	1078.9	1069.4	1180.1	1207.1
30°	1301.5	1302.2	1148.3	1170.6	1117.9	1065.6	1132.3	1181.2	1169.2	1311.1	1285.4
32.5°	1430.4	1435.2	1292.3	1232.8	1197.2	1187.3	1179.1	1233.1	1307.6	1422.5	1424.9
35°	1569.5	1610.5	1416.4	1353.8	1293.3	1249.5	1296.7	1371.6	1420.1	1603.7	1571.2
37.5°	1840.6	1771.6	1612.6	1495.0	1456.4	1438.9	1463.9	1507.3	1612.2	1770.5	1826.3
40°	2000.9	1981.8	1765.4	1666.9	1517.9	1564.4	1550.7	1669.7	1756.5	1992.7	1997.9
42.5°	2246.1	2149.7	1955.1	1830.0	1696.0	1615.3	1700.8	1860.4	1965.4	2165.0	2259.4
45°	2439.9	2316.1	2166.1	2071.0	1901.8	1842.0	1872.7	2077.2	2208.8	2345.9	2470.0
47.5°	2654.3	2520.2	2370.2	2201.3	2036.2	2133.6	2079.2	2259.1	2387.6	2584.2	2700.4
50°	2923.6	2775.3	2583.1	2443.7	2334.3	2368.5	2359.9	2488.1	2646.7	2825.9	2957.8
52.5°	3220.4	3052.5	2867.2	2737.7	2691.5	2606.7	2717.5	2770.1	2887.1	3051.2	3206.0
55°	3427.9	3260.0	3147.9	3189.6	3177.3	3041.2	3138.3	3143.8	3087.4	3146.5	3302.4
57.5°	3395.8	3235.4	3220.0	3377.6	3613.2	3744.8	3594.7	3272.0	3060.7	3033.0	3198.2
60°	2969.1	2832.0	2972.9	3328.4	4014.5	4415.2	3837.5	3175.3	2827.2	2683.3	2842.6
62.5°	2046.1	1953.4	2245.4	2801.3	4062.7	4932.5	3828.6	2759.2	2192.7	1931.5	2055.3
65°	969.9	936.4	1182.9	1776.0	3384.1	4794.3	3344.8	1866.9	1262.2	1008.2	1036.2
67.5°	364.8	348.0	434.2	784.6	2131.5	3802.6	2248.5	921.0	488.2	379.5	392.5
70°	207.2	195.2	206.5	286.1	858.1	2153.8	969.9	315.9	207.5	189.1	201.4
72.5°	163.1	153.8	155.5	173.0	296.1	845.4	313.8	180.2	150.8	143.2	154.2
75°	134.7	126.5	126.1	135.7	172.6	274.5	177.4	137.8	122.0	116.6	125.5
77.5°	107.0	102.2	103.6	111.1	123.8	153.5	128.5	111.4	100.2	93.7	99.8
80°	78.3	77.6	83.1	89.9	92.3	103.2	96.4	89.9	80.0	70.8	73.2
82.5°	51.3	51.6	61.9	67.3	66.3	66.0	69.1	68.7	59.8	46.8	46.8
85°	29.4	30.1	37.9	42.4	41.7	33.2	43.8	44.1	38.3	28.4	27.3
87.5°	9.6	12.0	16.4	17.4	16.8	9.2	16.8	18.5	16.8	12.0	10.6
90°	0.0	0.0	0.0	0.0	0.0	0.0	0.0	0.0	0.0	0.0	0.0

(END OF REPORT)